
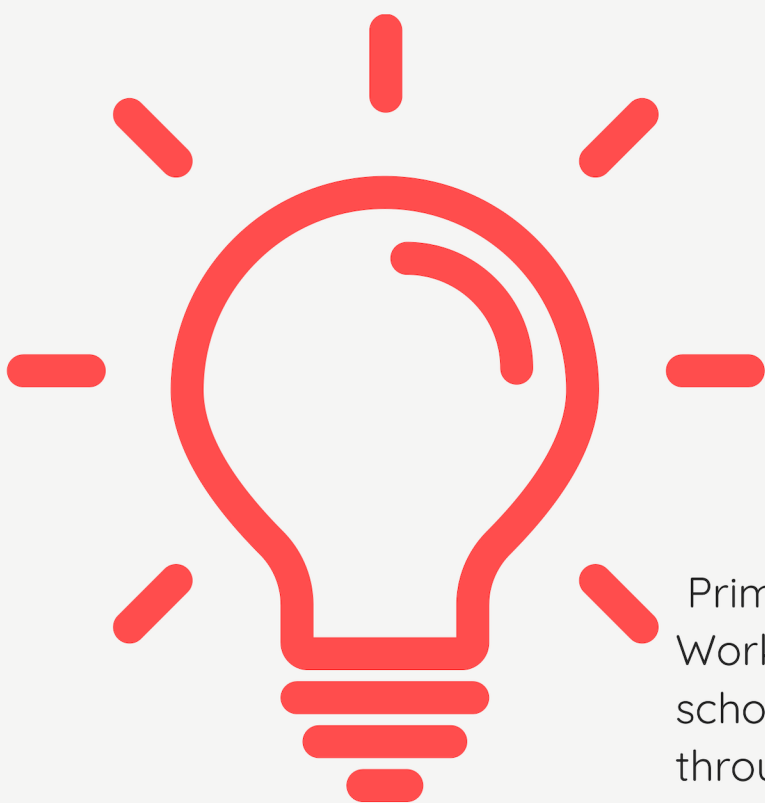







# TONY'S TOOLKIT



Primary Schools Programmes & Workshops - Volunteer work with local schools Year 6 (1 day/week) throughout the school year using the tool box below - working towards the Year 6 performances at Christmas & End of Year Leavers' Service. Also helped with reading, story-telling and creative writing across the age groups and supported the kids as they produced their own Poetry Anthology



# TOOLBOX

- Poems + Poets (Pick 'n Mix)
- Build your poetry bank
- History è longest, shortest, oldest poem+ yours today
- Poem of the week
- 'Have a Go' poetry box
- The Word Party
- The Junk Shop
- Games, Quizzes & Dress-up bag: Role play- different characters/accents using the great big bag full of coats, hats, wigs etc.
- Word morphing
- Personification and Show Don't Tell
- The Children's Poet Laureate
- Short Stories: 4 Things to:
  - o Write a 5 min story
  - o Make up stories with examples...
- The Senses- Materials—describe emotions

National Poetry Day

50% Info/Support  
50% Kids' Work

Trolley Wars  
Rap Fights  
Shakespeare Raps

OUTSIDE LESSONS!  
'walk the talk" & poems for the seasons

Poems By Heart

## TOP 10 TIPS

1. Practice makes better ( the more you practice the better you get)
2. So, know your poem inside out, understand the rhythm, the word(s) that need emphasis, timing, speed of delivery, musicality etc.
3. Try to learn special poems “off by heart” it’s well worth the practice! And a tip for learning ‘off by heart” is to see the poem in terms of pictures/scenes/ images first, which then can trigger the words.
4. Read out loud to yourself and use a mirror to watch your body language and the sound of your voice. Get into the habit of reading out loud short stories etc; maybe a poem every day?
5. Ask friends/family to listen in, what do they think?
6. Make your own poetry recordings
7. Listen to poetry audiotapes not just reading poetry
8. Try different voices and/or pitch of voice; is the poem better or not?
9. Don't RUSH!!!the poem. Remember the poem, particularly if it's yours, has needed a lot of care and attention to be finished.
10. “Set up” the poem beforehand with the audience. What it's about, who wrote it, etc. so that the audience is paying attention and interested but keep it short!

Remember: A great performance can really bring a poem to life and make all the difference – so keep practicing, it's worth it!